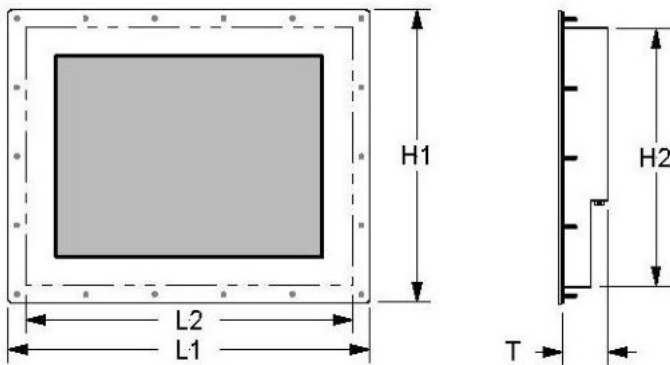


Panel PC & Monitor 17"

1. Mechanical Dimensions / Mechanische Abmessungen

A. Version For Mounting Via Bolts / Version für Montage mittels Schraubbolzen

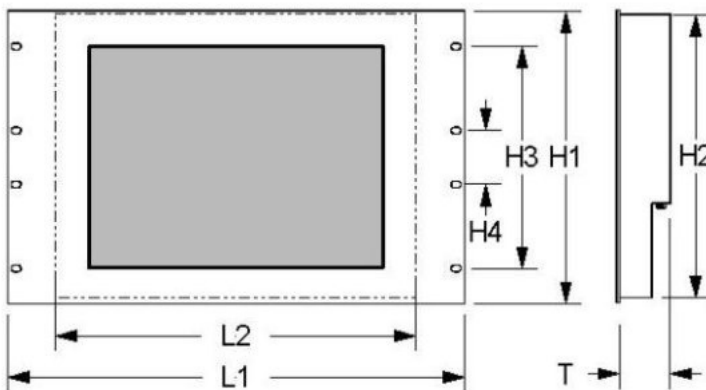


- L1 = 455 mm
- L2 = 417 mm
- H1 = 380 mm
- H2 = 342 mm
- T = 60 mm (Monitor)
- T = 85 mm (Panel PLC)

Front Plate Thickness = 3 mm
 Frontplattenstärke = 3 mm

Cut-Out / Ausschnitt: 419 x 344 mm

B. Version For Rack Mounting / Version für Rack-Montage



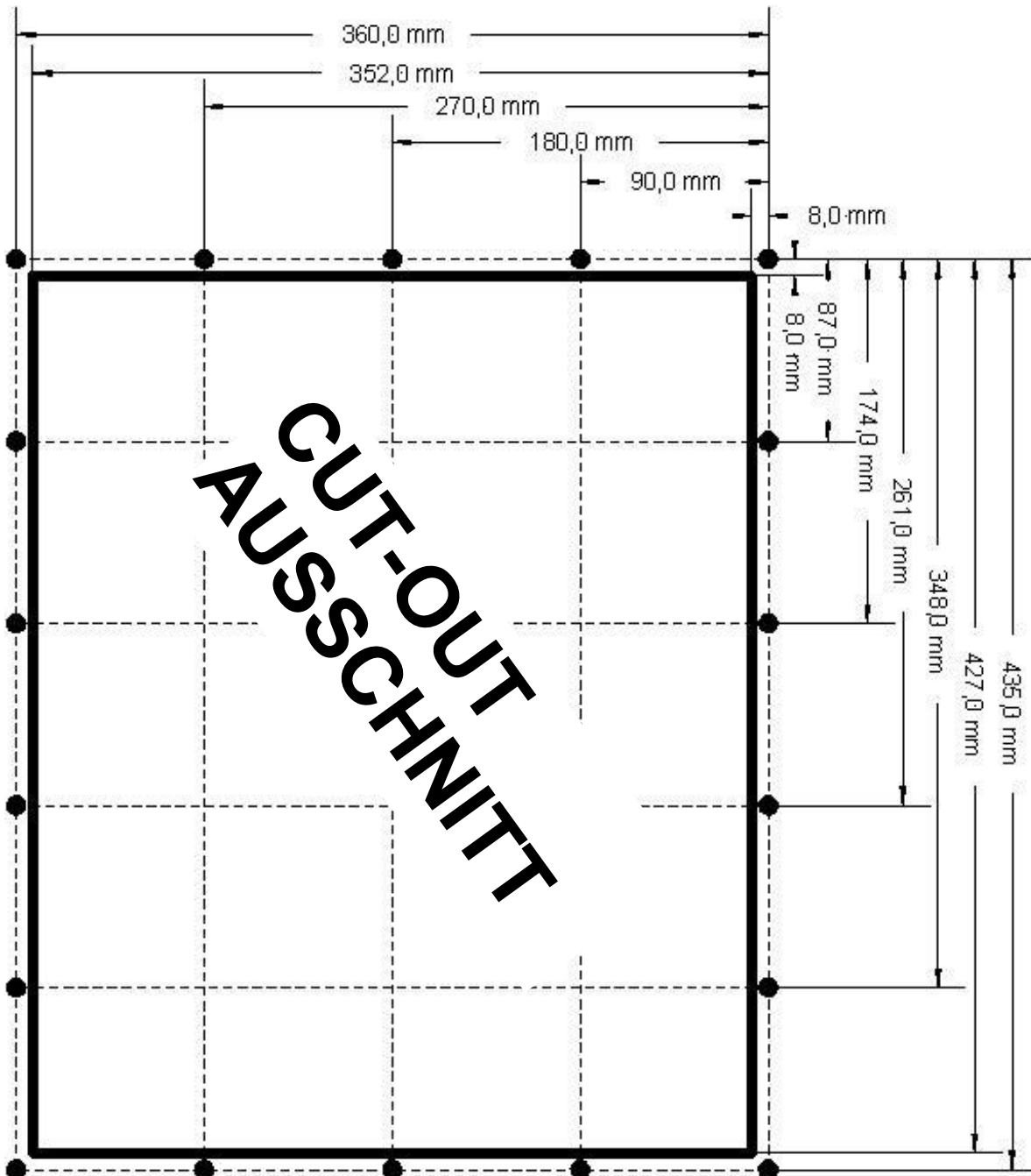
- HE = 8 HE
- L1 = 482.6 mm
- L2 = 417 mm
- H1 = 354.8 mm (8HE)
- H2 = 342 mm
- H3 = 279.4 mm
- H4 = 76.2 mm
- T = 60 mm (Monitor)
- T = 85 mm (Panel PLC)

Front Plate Thickness = 3 mm
 Frontplattenstärke = 3 mm

All dimensions in mm. Technical data subject to change.
 Alle Maße in mm. Technische Änderungen vorbehalten.

Panel PC & Monitor 17"

2. Position of Mounting Studs / Position der Schraubbolzen



Holes for Mounting Studs = 6.5 mm

Bohrlöcher für Befestigungsbolzen = 6,5 mm

All dimensions in mm. Technical data subject to change.

Alle Maße in mm. Technische Änderungen vorbehalten.