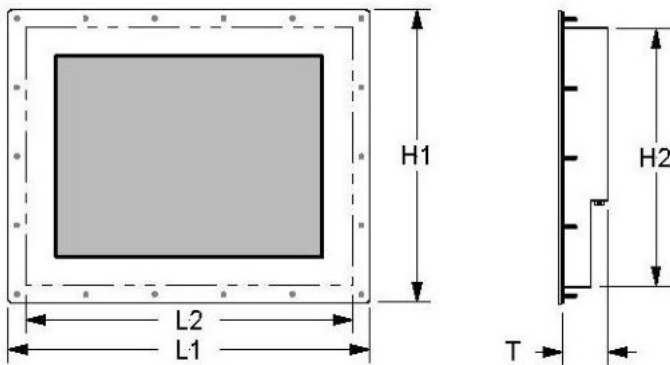


Panel PC & Monitor 15"

1. Mechanical Dimensions / Mechanische Abmessungen

A. Version For Mounting Via Bolts / Version für Montage mittels Schraubbolzen

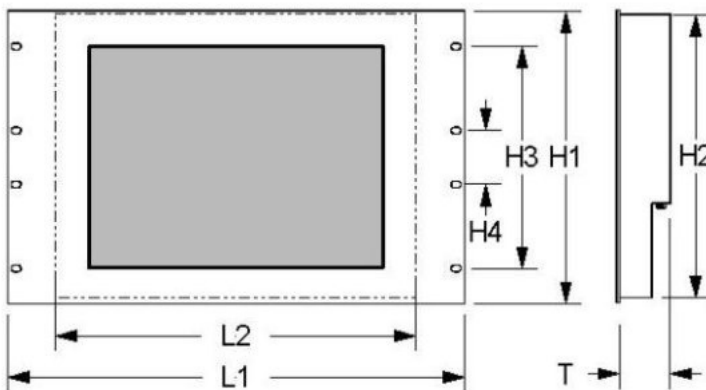


- L1 = 420 mm
- L2 = 382 mm
- H1 = 340 mm
- H2 = 302 mm
- T = 55 mm (Monitor)
- T = 85 mm (Panel PLC)

Front Plate Thickness = 3 mm
 Frontplattenstärke = 3 mm

Cut-Out / Ausschnitt: 384 x 304 mm

B. Version For Rack Mounting / Version für Rack-Montage



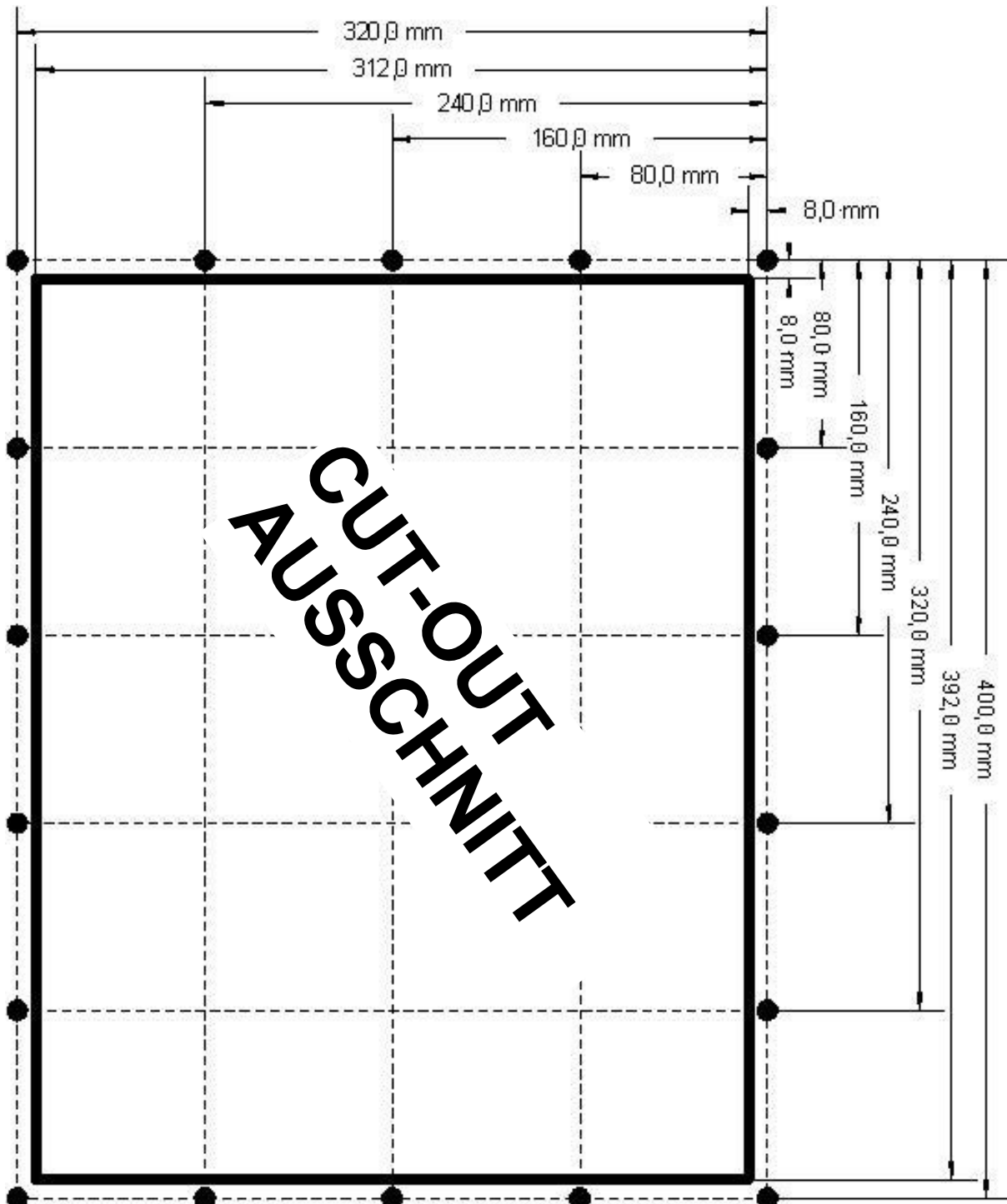
- HE = 7 HE
- L1 = 482.6 mm
- L2 = 382 mm
- H1 = 310.2 mm (7HE)
- H2 = 302 mm
- H3 = 235 mm
- H4 = 57.4 mm
- T = 55 mm (Monitor)
- T = 85 mm (Panel PLC)

Front Plate Thickness = 3 mm
 Frontplattenstärke = 3 mm

All dimensions in mm. Technical data subject to change.
 Alle Maße in mm. Technische Änderungen vorbehalten.

Panel PC & Monitor 15"

2. Position of Mounting Studs / Position der Schraubbolzen



Holes for Mounting Studs = 6.5 mm

Bohrlöcher für Befestigungsbolzen = 6,5 mm

All dimensions in mm. Technical data subject to change.

Alle Maße in mm. Technische Änderungen vorbehalten.